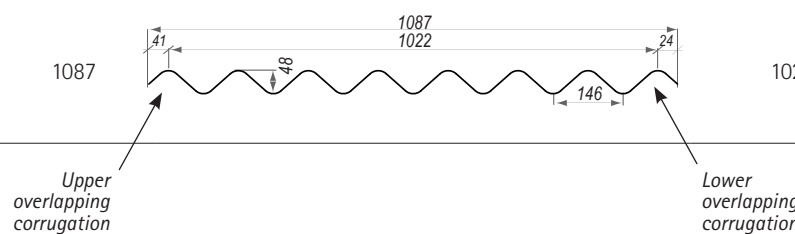


Profile BIG 6 - 146/48 FOR ROOFING

Product	Total width (mm)	Useful width (mm)	
		Overlapping 1 wave	Overlapping 2 waves
BIG 6 - 146/48	1087	1022	876



Specifications

Ranges	RENOLIT ONDEX HR	RENOLIT ONDEX SOLLUX
Nominal thickness (mm)	1.1	0.9
Material	High resistance bi-stretched PVC	
Fire classification (EN 13501-1)	B s1 d0	
Colours	Crystal	
Suitable temperature range	-40°C to + 65°C	
Maximum roof length	20 m	
Bend radius	18 m	
Minimum slope	≥ 9 % or according to specific recommendations	
Maximum gap between purlins	1.5 m (see snow downloads and wind uploads table)	
Overlaps between sheets	200 mm (see drawing)	
Waterproofness seal	If necessary with a clear colour flexible butyl seal	

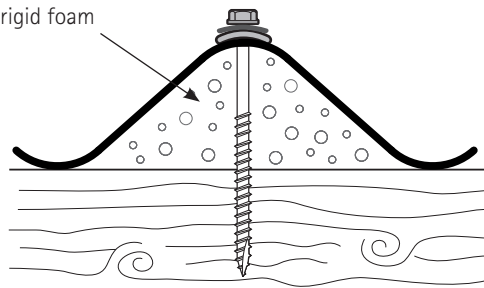
Cutting and drilling of sheets

Cutting tool	Standard (fine tooth saw)
Compulsory pre-drilling	Ø 10 mm / conical or centre drill used at medium speed (for a clean drilling)

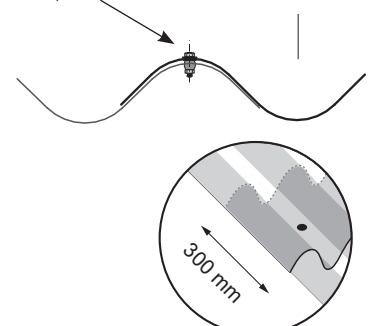
Fastening

- Self-drilling screw with Ø 25 washer, 6mm to 7mm diameter
- Length ≥ 100 mm for timber support
- Length : 70 mm for metal
- according to environment (corrosive atmosphere)

Profile in rigid foam

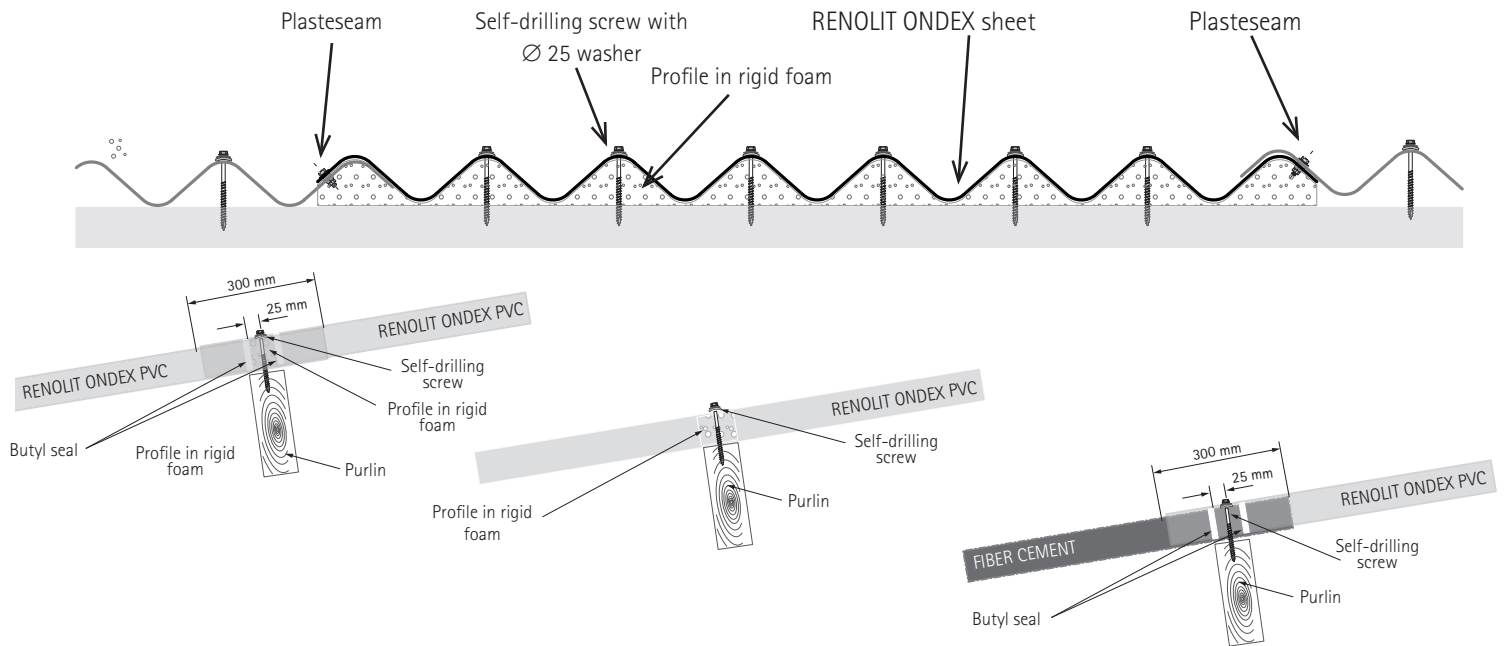


Recommended seaming with plasteseams for gap between purlins > 80 cm



Transversal overlapping 300 mm

ROOFING INSTALLATION IN ASSOCIATION WITH FIBER CEMENT or STEEL SHEET (lighting part)



i It is recommended to use a light coloured flexible butyl seal between 2 sheets to ensure a good waterproofness.

Recommended gap between purlins (m) – In accordance with the French regulations NV65

Snow		Downward loads snow pressure (daN/m ²)								1/100 ^e	
Range	Supports nb	40		60		80		100		120	
		2	3	2	3	2	3	2	3	2	3
HR		1.5	1.6	1.4	1.6	1.2	1.5	1.1	1.4	1.1	1.3
SOLLUX		1.4	1.5	1.3	1.5	1.1	1.4	1.0	1.3	0.9	1.2

Wind		Upward loads winds depression (daN/m ²)								1/50 ^e	
Range	Supports nb	40		60		80		100		120	
		2	3	2	3	2	3	2	3	2	3
HR		1.5	1.6	1.4	1.5	1.3	1.4	1.2	1.3	1.1	1.2
SOLLUX		1.4	1.5	1.3	1.4	1.2	1.3	1.1	1.2	1.0	1.1

CAUTION

→ FOR COUNTRIES OTHER THAN FRANCE: check the admissible loads according to the calculated spans and applicable regulatory standards in the country in which the building will be constructed.

→ This synoptic data sheet is not intended to replace a more technical documentation or technical certification with installing instructions. For further information, please contact our technical support on +33 3 80 46 80 52 or our sales manager.

<p>Do not use with insulating materials</p>	<p>Protect the sheets from sunlight, wind and rain with an opaque white polyethylene tarpaulin during storage and throughout the installation</p>	<p>Identify the UV protected side(s)* - 1 or 2 sides</p>	<p>For crystal and translucent, supports and overlapping with other dark sheets must be painted in white. This prevents overheating</p>	<p>Do not step directly on the sheets</p>
---	---	--	---	---