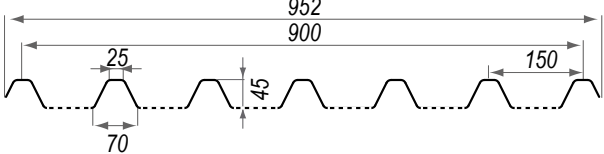


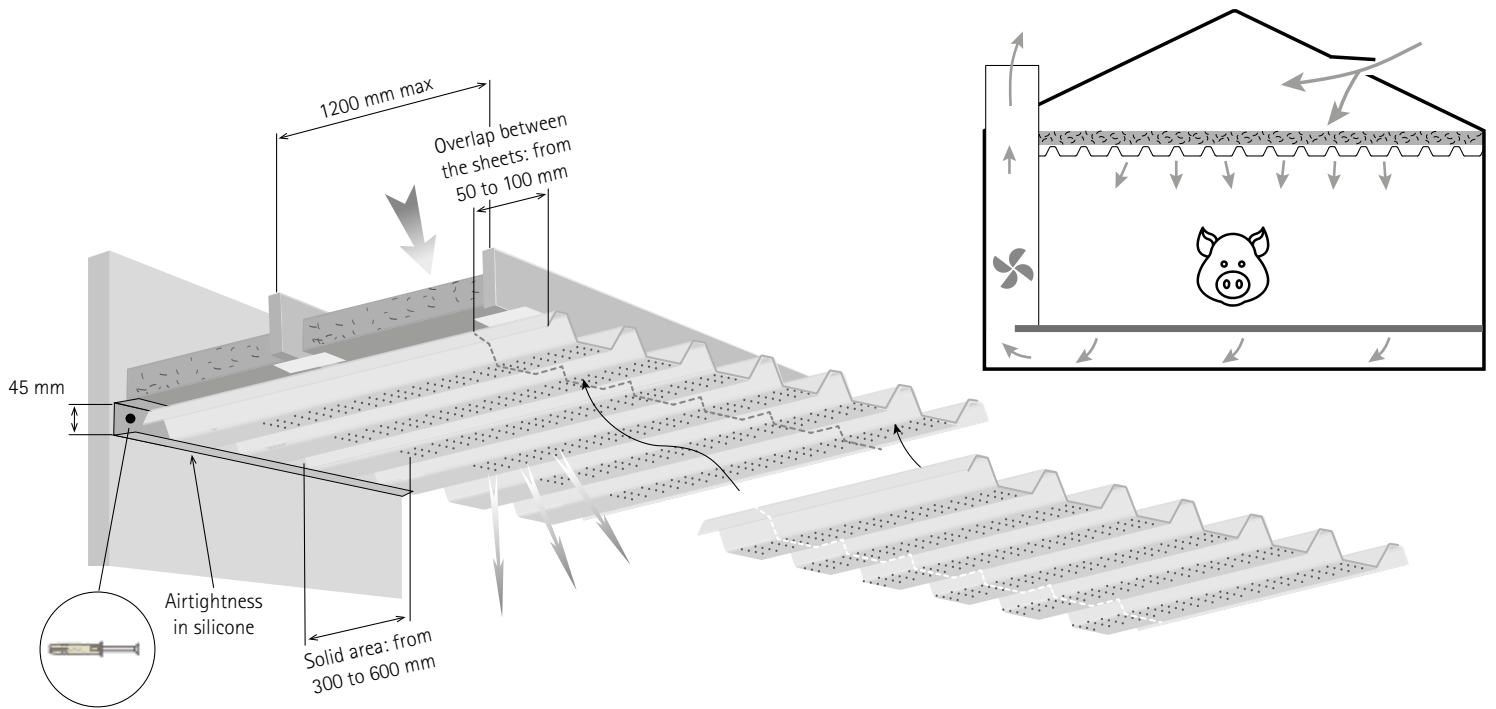
PERFO₂ profile 150/45 - Solid/perforated/semi-perforated sheet - Opaque white glossy (close to RAL9003) FOR DIFFUSING PVC CEILING

Product	Total width (mm)		Useful width (mm)
Trapezoidal profile 150/45	952		900

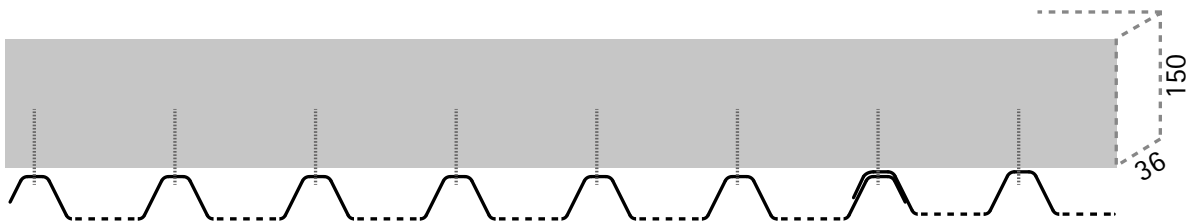
Specifications	
Range	RENOLIT ONDEX PERFO2
Dimensional characteristics (mm)	Thickness: 0.9 Hole diameter: 6 Distance between holes: 13
	Lengths: from 1000 to 4500
Colour	Opaque white glossy (close to RAL9003)
Weight (kg/m ²)	1.9
Partial perforation	Possible upon request in multiple of 413.5 mm Solid area on the ends of the sheet: from 300 to 600 mm
Material	Non plasticized rigid PVC
Product features	Smooth surface Rot-proof, non-corroding, resistant to ammonia and acid emissions as well as to phytosanitary products Antibacterial and anti-condensation
Coefficient of thermal expansion (mm/m.°C)	6.7
Operating temperature (°C)	-20 to +65
Density of the ventilation (m ² for 1 m ²)	0.08
Fire classification (EN 13501-1)	B s1 d0 (no flaming droplets, no spreading of the fire, self-extinguishing)
Overlap between the sheets	Transversal: from 50 to 100 mm (max) Longitudinal: 1 corrugation

Use	
Cut	Cut to length in the factory Recut possible on the building site using a small saw with a thin disk suitable for plastic
Installation	Can be nested through overlapping on the wooden support
Ventilation	Perforated sheet - TOTALLY → Homogenous diffusion Semi-perforated sheet - PARTIALLY Non perforated sheet - SOLID → Airtight ceiling

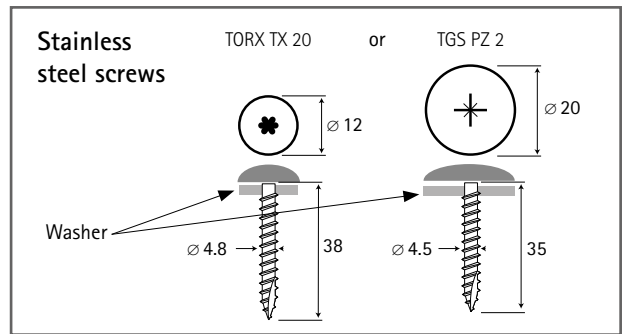
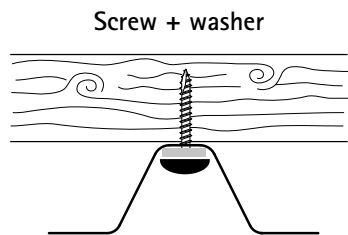
Fastenings on wooden supports 36x150 mm / Maximum gap: 1.2 m (details on the back of this page)	
Stainless steel screws	TORX TX20 Stainless steel A2 - 4.8 x 38 + white lacquered washer VI12
	TGS PZ Stainless steel A2 - 4.5 x 35 + white lacquered washer VI20
U-shaped jonction profile	Minimum height of 45 mm on all the ceiling edges
Airtightness	Outer silicone seal



Fastening



- Tops of the corrugation on the wooden support side
 - Allowing an homogenous ventilation
 - Limiting water contacts with the insulating material during cleaning
- Do not install a single sheet covering the whole length of the room
 - Install a minimum of 2 sheets with a 50 to 100 mm overlap



CAUTION

➔ This synoptic data sheet is not intended to replace a more technical documentation by the fitter.

<p>PVC</p> <p>100% recyclable product</p>	<p>Protect the sheets from the sun, the wind and the rain during storage and installation</p>	<p>High pressure cleaning (temperature lower than 50°C)</p>	<p>Do not walk on the sheets in the attic</p>
---	---	---	---